

Manual

**Home****Up**[Introduction](#)[Requirements](#)[Features](#)[Installation](#)[Upgrade](#)[Deinstallation](#)[Activation](#)[Automatic Activation](#)[HackMaster Interoperation](#)[Graffiti Input](#)[Graffiti Help](#)[National Graffiti](#)[Entering Accents](#)[Using Keyboard](#)[Switching Languages](#)[Registration](#)[Becoming a Registered User](#)[Entering Registration Information](#)[Palm Desktop setup](#)[Windows NT](#)[Windows 95/98](#)[MacOS](#)[Other stuff](#)[Language Databases invisible in Launcher](#)[Sorting \(all except Russian\)](#)[Doing new languages](#)[If this document does not answer your questions](#)[Goodies](#)[License](#)

Introduction

The following document describes Interpilot 2.0 (engine) and compliant language databases. For up to date version, please visit <http://www.sergem.net/interpilot/>

For information on previous versions of Interpilot, as well as Cyrus, TurkishW, GreekW and other pre-2.0 languages, please visit <http://www.sergem.net/interpilot/previous/>.

Why don't just print out this page for leisure offline viewing? Just be sure to check for newer version later.

Requirements

Any Palm Connected organizer, such as, but not limited to Pilot 1000/5000, PalmPilot Personal/Professional, Palm III/IIIe/IIIx/V/Vx/VII

Capability to install software, i.e. Hotsync software installed and running on desktop (for installation only).

Interpilot is currently tested on PalmOS versions up to 3.3. Although it is very likely that your current engine would work on later version of PalmOS, please visit Interpilot Home page <http://www.sergem.net/interpilot/> to be sure.

Features

- ⊕ Fonts
- ⊕ Sorting, Caseless sorting, Character Attributes and Accentless sorting where available for particular language.
- ⊕ Keyboard
- ⊕ Graffiti Help
- ⊕ Multiple languages and encodings/Language Switching
- ⊕ Automatic activation on reset

Installation

In order to use Interpilot, you need to install two .prc files into your Palm organizer.

One of the files, named **interpilot-20.prc** is the Interpilot engine, containing all code and functions necessary to localize your organizer. Though, by itself it cannot do anything. Interpilot engine needs one or more language resource databases, such as **russuan-win-20.prc** or **greek-win-20.prc**.

Pre-Palm III organizer users: it would be beneficial on order to save memory, to install version of language database specifically built for your PalmOS version. Universal databases would work with your organizer, but would not show additional font and, for some, would not show Graffiti Help.

Upgrade

When you upgrade an engine, you need to deactivate the engine (uncheck Activate checkbox). When upgrading a language database, it is sufficient to deactivate the database in question using Interpilot [Setup Screen](#) or [on-the-fly language switch](#) graffiti stroke.

Deinstallation

Interpilot would not allow to delete active engine and/or active language database. Before deleting of Interpilot or its components, please deactivate them.

Activation

Activation is performed while on Interpilot Setup Screen by checking Activate box. You might want to select a language database when activating, because otherwise even activated, Interpilot would not interfere with text display or sorting or input.

Interpilot 2.0	Interpilot 2.0
UserName: John Doe	UserName: John Doe
Registration code: democode...	Registration code: democode...
▼ Russian Win 2.0 univ <input type="button" value="Delete"/>	▼ (no language selected) Greek Win 2.0 univ Russian Win 2.0 univ
<input checked="" type="checkbox"/> Activate	
(C) Sergey Menshikov 1999 http://www.sergem.net Please visit website for the manual	

Automatic Activation

Interpilot would automatically become active after reset if it was active immediately before reset. If you have a problem with Interpilot and you want it to be inactive after you reset you Palm, please follow the soft reset instructions:

1. Press something sharp into reset pinhole at the back of the unit while holding power-on/off key.
2. A prompt will appear asking you whether you want everything deleted (something like Erase all Data?).
3. Answer No.
4. Unit will reset and Interpilot (and Hackmaster, for that matter) would be inactive.
5. If you answer positive on Erase all Data question, you would get your Palm in factory-new memory state.

HackMaster interoperation

If you have hacks that use the same traps as Interpilot, you need to keep the deactivation order of these hacks and Interpilot to be exactly opposite of activation order. Unfortunately, there is not way of telling whether your favorite hack uses some of the traps Interpilot uses short of trying incorrect deactivation order deliberately and see what happens then.

Example:

SwitchHack, uses EvtProcessSoftKeyStroke trap.

Correct order:

Activate SwitchHack, then Interpilot.

Deactivate Interpilot, then SwitchHack.

When HackMaster Hacks and Interpilot are activated automatically after reset, it is correct to assume that Interpilot is activated before any hacks.

Graffiti input

Graffiti Help

Graffiti Help is invoked by pen stroke from letter area of Graffiti up to the center of the screen.

If it displays keyboard when you enter the upward stroke, visit Preferences, select

dropdown menu Buttons, press Pen and then select Graffiti Help.

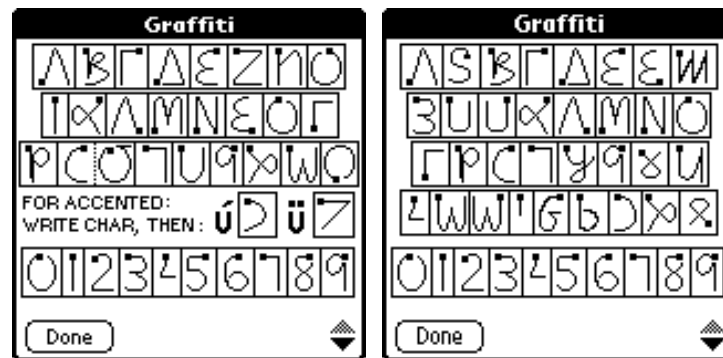


Graffiti Help is not available on PalmOS 1.0 (Pilot 1000/5000).

National Graffiti

Complete National Graffiti is available for Russian & Greek only because these languages have characters that are very different from basic English.

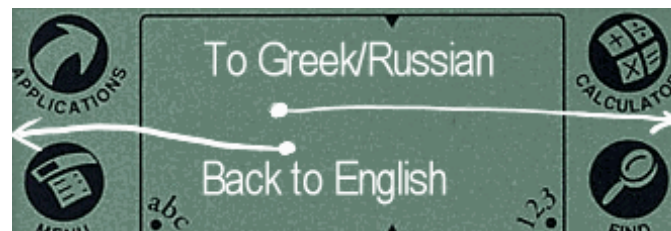
Greek and Russian Graffiti:



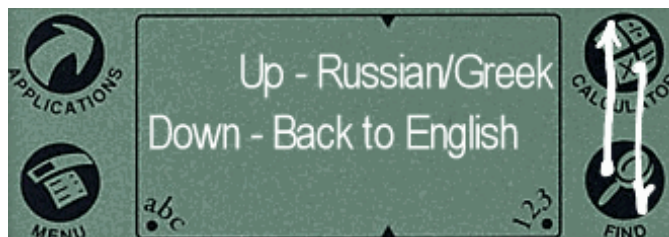
In Russian and Greek, the first page of Graffiti Help depends on National Graffiti status. If it is on, National Graffiti help is displayed, otherwise normal English Graffiti Help is displayed.

Switching

Switching to/from National Graffiti is performed by pen stroke that starts in Graffiti letter area and ends at the left or right edge of the screen as shown on picture:



Alternatively, National Graffiti can be switched on or off by vertical up or down stroke on Calculator and Find silkscreen buttons (to the left of letter Graffiti area):



Entering Accents

In most languages (Russian excepted), there are accented letters. In order to enter accented letter, first enter a normal letter then the accent stroke. For most languages entering an accent stroke second time removes an accent.

Using Keyboard

For all languages there is a national keyboard. For Russian and Greek, national keyboard replaces "Intl" keyboard layout, for the rest of languages the only difference is accent character that appears on english part of keyboard.

In National Graffiti mode of Russian and Greek, when keyboard is invoked it is automatically switched into "Intl" mode.

Russian and Polski keyboards:

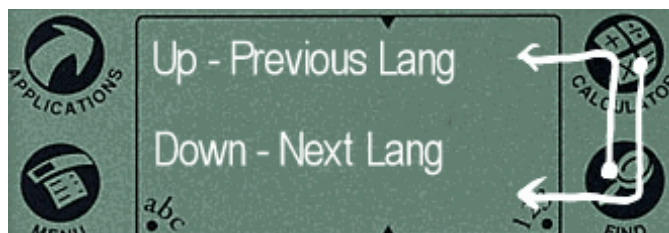


Note that Russian keyboard is located in place of Intl one.

Note also the accent character on Polski between 'p' and backspace.

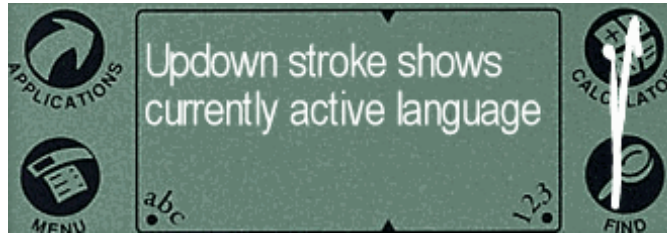
Switching Languages

Languages or encodings can be switched back and forth on the fly by a Graffiti strokes on Calculator and Find silkscreen buttons (to the right of numeric Graffiti area) as shown on the picture:



To check currently active language, enter updown stroke on Calculator and Find

silkscreen buttons (to the right of numeric Graffiti area).



Registration

The only difference between registered and unregistered Interpilot is the registration reminder that pops up every time you power on you Palm:



Please, be aware that you register Interpilot engine and not a particular language. If you need both Russian and Greek, no problem, it is covered in single licence.

All upgrades are free. They were free from November 1998 and I intend them to stay that way.

Becoming a registered user

- ⊕ Online, using credit card - Palmgear - www.palmgear.com, \$12 - Fill out your User Name (may be found in Interpilot above RegCode: text box or in Hotsync app on menu bar) and e-mail address. Registration code will be sent by e-mail in couple of days.
- ⊕ Check for Sergey Menshikov for amount \$12 to address: - Sergey Menshikov, 1155 Market st, 1st Floor, San Francisco, CA 94103. Mention your UserName (Hotsync ID) and e-mail address.

PLEASE, SEND HOTSYNC IDs IN CORRECT CASE! THANK YOU!

If your User Name contains national characters, please send me your users.dat file from Palm directory (Windows only, sorry).

UserName

Hotsync ID/User Name is your user name used by Palm Desktop to recognize multiple organizers on single PC. Your Hotsync ID/User Name may be found as a first line above Registration code____ text field in Interpilot (see John Doe [above](#)), or in Hotsync App as a first line (Welcome <UserName>)

Unix - UserName - courtesy of Dmitriy Kokhmanyuk (DK)

To set Hotsync ID on UNIX using pilot-link package run "dlpsh /dev/cua???" then type: user -n "Firstname Lastname".

Enter 'user' without arguments to view current setting.

Entering registration information

Simply enter the 8-letter/digit code you receive into Registration Code field on [setup screen](#) and that is it. Make sure you have not entered a space before the code, because field accepts only 8 characters.

No special effects would follow. Interpilot would just stop bugging you about registration.

If registration reminder still bugs you

Please, send me your EXACT [UserName](#). If that does not work, I would ask you to send me your users.dat file from Palm directory, so you can save some time by sending it along (Windows only, sorry).

Palm Desktop setup

You most definitely would get some garbage on the screen when you try entering or hotsyncing national characters on your Palm first time. Don't panic.

Windows NT

1. Goto Control Panel -> Regional Settings. Set your language, check Set as system default. Reboot.
2. Goto Control Panel -> Regional Settings. Set English, leave Set as system default unchecked.
3. Reboot. Install Service Pack 3. Now you should be able to see Native characters.
4. To enable national keyboard, select your language in Keyboard in Control Panel.

The following program ([dskpatch.exe](#)) from [Paragon Software](#) fixes national language problems in Palm Desktop for Windows. Please run it in your Palm directory.

Windows 95/98

1. Make sure you have "Multilanguage Support" installed. Goto Control Panel, Add/Remove Programs, Windows Setup tab, Multilanguage Support, Details button. Your language should be selected.
2. Goto Control Panel -> Regional Settings. Set your language.
3. To enable national keyboard, select your language in Keyboard in Control Panel.

The following program ([dskpatch.exe](#)) from [Paragon Software](#) fixes national

language problems in Palm Desktop for Windows. Please run it in your Palm directory.

MacOS

I am nothing in MacOS, there is nothing I know except the following did work for a couple of folks:

In order to see national language in Palm Desktop for Mac 2.5 and 2.0:

1. Use patches from [PalmDT2.5Mac8bitPatch.sea.hqx](http://www.waterworld.com.hk/eDownlod.htm#ChOS) (for MacPac 2.5 only, MacPac 2.0 patches can be downloaded from <http://www.waterworld.com.hk/eDownlod.htm#ChOS>)
 - ✚ unpack from .hqx using BinHex extractor, for example, CPT
 - ✚ execute resulting .sea file
 - ✚ run all four patches one by one, answering questions
2. Set your system fonts to your language (if they are not yet). You can try files (system fonts) from:
 - ✚ ftp://ftp.apple.com/Apple_Support_Area/Apple_Software_Updates/
 - ✚ select your language
 - ✚ then follow to Machintosh, System and System_7.0.1

Other stuff

Language Databases invisible in Launcher

Language databases have the same Creator ID (pardon for technospeak) as the Interpilot. This saves me some time when doing a new language – I don't need to go and register new CrID with Palm Computing every time. Interpilot has a nifty language database list and "Delete" button to overcome this deficiency.

Sorting (all except Russian)

Address book records sorted incorrectly after Hotsync

Interpilot should be active during Hotsync (except for cases when new version is being installed), otherwise national records in telephone book and other apps would not be sorted right. This could be cured by Hotsync with InterPilot activated, or resorting entries (see [below](#)).

Address book records sorted incorrectly

Re-sort entries in Menu->Preferences of application (Address book supports this -> "sort by company", then "sort by name" cures usual sorting glitches)

Doing new languages

Yes, it is possible. I need to look at it, so please, get me the following:

- ✚ Standard describing font encoding (CP 1251, for example)
- ✚ Meaningful characters (alphabet) from this encoding
- ✚ Keyboard layout

- ⊕ If language has accented characters, please state what is a common way to enter them
- ⊕ Sorting order for the language

Sorry, I cannot do Unicode or multi-byte characters.

If this document does not answer your questions

Please e-mail to support@sergem.net. It would help greatly if you could mention the following information up-front:

- ⊕ Exact type of your organizer
- ⊕ Interpilot version you use
- ⊕ Language DBs you use it with (complete with versions also)
- ⊕ Exact problem you encounter. Please be specific. It is the best if you can reproduce the problem.
- ⊕ How much memory you have
- ⊕ What hacks are installed
- ⊕ What applications are installed

Goodies

- ⊕ Best (IMO) and free Doc file (big compressed text file format) reader [CSpotRun](#).
- ⊕ Doc file [makers](#) on PalmPilotGear HQ.
- ⊕ Russian Literature in electronic format (beware of encodings) - [Maksim Moshkow's Library](#)
- ⊕ Turkish PalmPilot users online conference <http://www.onelist.com/community/turkpilot>

License

Copyright (C) 1998, 1999, 2000 Sergey Menshikov. All Rights Reserved.
Palm Computing Platform is a registered trademark of 3com.

This license applies to InterPilot - software localization aid for 3com Palm Computing Platform (Software).

The permission is given to use freely, copy and redistribute original *.prc executable files.

The permission is given to legal owners of registered versions to use as many copies of Software as they like for personal use under one UserName (Hotsync ID).

The Software should not be modified or reverse engineered in any way.

Use of Interpilot language databases developed by author is restricted - they can be used only with the Interpilot engine and not any other possible third-party software.

You may not copy, modify, sublicense, or distribute the Software except as expressly provided under this License. Any attempt

otherwise to copy, modify, sublicense or distribute the Program is void, and will automatically terminate your rights under this License.

You are not required to accept this License, since you have not signed it. However, nothing else grants you permission to use or distribute the Software. These actions are prohibited by law if you do not accept this License. Therefore, by using or distributing the Software, you indicate your acceptance of this License to do so, and all its terms and conditions for copying, distributing or using the Software.

NO WARRANTY

THERE IS NO WARRANTY FOR THE SOFTWARE, TO THE EXTENT PERMITTED BY APPLICABLE LAW. EXCEPT WHEN OTHERWISE STATED IN WRITING THE COPYRIGHT HOLDERS AND/OR OTHER PARTIES PROVIDE THE PROGRAM "AS IS" WITHOUT WARRANTY OF ANY KIND, EITHER EXPRESSED OR IMPLIED, INCLUDING, BUT NOT LIMITED TO, THE IMPLIED WARRANTIES OF MERCHANTABILITY AND FITNESS FOR A PARTICULAR PURPOSE. THE ENTIRE RISK AS TO THE QUALITY AND PERFORMANCE OF THE PROGRAM IS WITH YOU. SHOULD THE PROGRAM PROVE DEFECTIVE, YOU ASSUME THE COST OF ALL NECESSARY SERVICING, REPAIR OR CORRECTION.

IN NO EVENT UNLESS REQUIRED BY APPLICABLE LAW OR AGREED TO IN WRITING WILL COPYRIGHT HOLDER BE LIABLE TO YOU FOR DAMAGES, INCLUDING ANY GENERAL, SPECIAL, INCIDENTAL OR CONSEQUENTIAL DAMAGES ARISING OUT OF THE USE OR INABILITY TO USE THE PROGRAM (INCLUDING BUT NOT LIMITED TO LOSS OF DATA OR DATA BEING RENDERED INACCURATE OR LOSSES SUSTAINED BY YOU OR THIRD PARTIES OR A FAILURE OF THE PROGRAM TO OPERATE WITH ANY OTHER PROGRAMS), EVEN IF SUCH HOLDER OR OTHER PARTY HAS BEEN ADVISED OF THE POSSIBILITY OF SUCH DAMAGES.